

Prototype Smart Fish Farm in Koi Fish Farming

by Eki 5

Submission date: 26-Apr-2023 01:11PM (UTC+0700)

Submission ID: 2075892765

File name: Prototype_Smart_Fish_Farm_in_Koi_Fish_Farming_Pro siding_IEEE.pdf (1.07M)

Word count: 3570

Character count: 16994

Prototype Smart Fish Farm in Koi Fish Farming

4 Pupug Ginanjar
Electrical Engineering Department
UIN Sunan Gunung Djati Bandung
Bandung, Indonesia
ginanjar.pupug19@gmail.com

5 Sarah Opipah
Electrical Engineering Department
UIN Sunan Gunung Djati Bandung
Bandung, Indonesia
sarahopipahzuhroh@gmail.com

4 Dadan Rusmana
English Language and Literature Department
UIN Sunan Gunung Djati Bandung
Bandung, Indonesia
dadanusmana@uinsgd.ac.id

3 Muhlas **4**
Aqidah and Islamic Thought Department
UIN Sunan Gunung Djati Bandung
Bandung, Indonesia
muhlas@uinsgd.ac.id

Mufid Ridlo Effendi
Electrical Engineering Department
UIN Sunan Gunung Djati Bandung
Bandung, Indonesia
mufid.ridlo@uinsgd.ac.id

Eki Ahmad Zaki Hamidi
Electrical Engineering Department
UIN Sunan Gunung Djati Bandung
Bandung, Indonesia
ekiahmadzaki@uinsgd.ac.id

Abstract— Koi fish is one type of ornamental fish that is much loved because it has a beautiful shape, color, and pattern. Quality koi fish can be formed with a good maintenance pattern and do not rule out environmental factors and feed, especially when koi fish are still seed-sized and maintained in aquariums when feeding and controlling the state of water temperature should be done regularly. This research aims to create an intelligent fish farm system in the form of feeding and monitoring water temperature based on the internet of things that can be controlled through a smartphone in the Blynk application as an automation system that can increase efficiency in koi fish cultivation. In this prototype, the feeding process uses the HX711 Load Cell module, RTC DS3231 sensor, and DS18B20 sensor for water temperature monitoring controlled using Atmega 2560 Arduino microcontroller with connection access using ESP8266 WiFi module, which is then delivered to Blynk application. Feeding is carried out based on the time and weight of the feed that has been determined. In the temperature control system, if the temperature is less than 25°C, then the lamp will turn on, and if the temperature is more than 27°C, then the fan will turn on, and if the temperature ranges from 25-27°C, then the fan and lights are off. The result of this study is that it can monitor the feeding process and the temperature of aquarium water in koi fish cultivation automatically.

Keywords—water temperature, feeder, blink application, smart fish farm

I. INTRODUCTION

Quality koi fish can be formed from the excellent quality brood, superior seeds, and not putting aside environmental factors and feed. At the time, koi fish are still seed-sized, maintained in the aquarium should be considered feeding time, and control the state of water temperature regularly. If there is a sudden busyness or other activities with an extended period, it is often an obstacle to feeding and controlling the state of water temperature in the aquarium. Therefore, to facilitate users in fish breeding, there needs to be an intelligent fish farm system [1].

smart fish farm is a system that makes it very easy for humans to control and supervise the object of cultivation, both when in the cultivation land and when not in the cultivation land [2]. From the above process, a fundamental process is monitoring the water temperature and feeding koi fish automatically in the aquarium because this process is the main bridge to help fish growth..

II. RESEARCH METHODOLOGY

In this research, the steps are taken to obtain the intended results in Prototype smart fish farm in Koi fish farming that made in the form of a flowchart as shown in Fig 1.

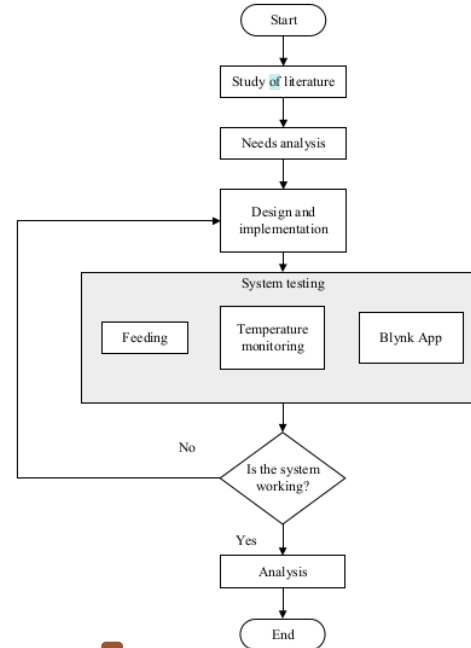


Fig. 1. Flow Chart Research Method

Can be seen on Figure 1, literature review, identification of problem, and analysis needs which has been done in this research. The last, the problem will be found and it must be solved by this system, to be analysed.

III. DESIGN AND IMPLEMENTATION

A. Design and Implementation of Hardware

The design of hardware (hardware) in this system consists of 2 parts, namely part 1 (feeding) and part 2 (temperature monitoring) [3].

• Feeding

This design using HX711 and RTC DS3231 Load Cell modules. The HX711 Load Cell module use as a fish feed scale, which then feeds inputs using the DS3231 RTC sensor.

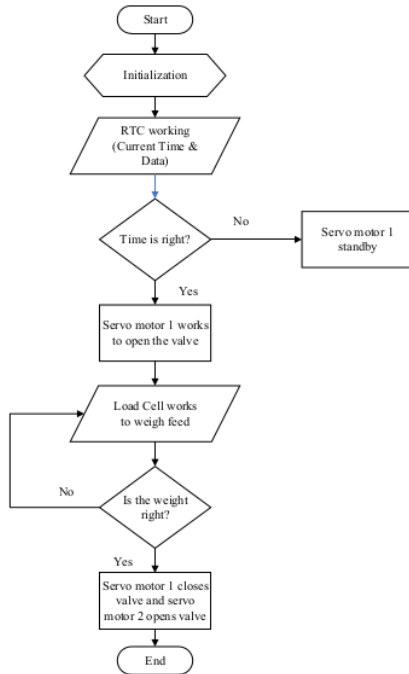


Fig. 2. Flow chart of feeding

The diagram in Figure 2 designed for the feeding system merges between the Module and sensors to the microcontroller Arduino Atmega 2560. Arduino will do initialization, then rtc module DS3231 acts as input time for fish feed eradication [4]. So when the time show of the specified hour, then automatically servo motor in the feed reservoir will be open.

In feeding fish, the HX711 Load Cell sensor will first weigh the weight of fish feed that falls when the servo1 motor is opened in the feed reservoir. So if the HX711 Load Cell scale has reached the specified weight, then the servo 2 motor will drop fish feed into the aquarium. While the servo motor 1 in the feed reservoir will close and the 2nd servo motor used to drop the feed will return to the original position angle.

- temperature monitoring

System design uses relays and DS18B20 temperature sensors. The relay module serves as a mechanical switch that turns the fan on and off, and incandescent lights alternately match the temperature requirements ordered by Arduino [5].

Arduino will perform the process of measuring water temperature through the reading of the DS18B20 sensor. Arduino is the brain's control system in the process of reading sensor data that exists during the device is used. Then the relay is used to control the input and output of the system, namely, relay 1 one as a heater (lamp) relay 2 as a coolant (fan).

That to maintain the parameters of water temperature in koi fish aquaculture aquariums. For flow chart of how the temperature monitoring system works can see in Figure 3

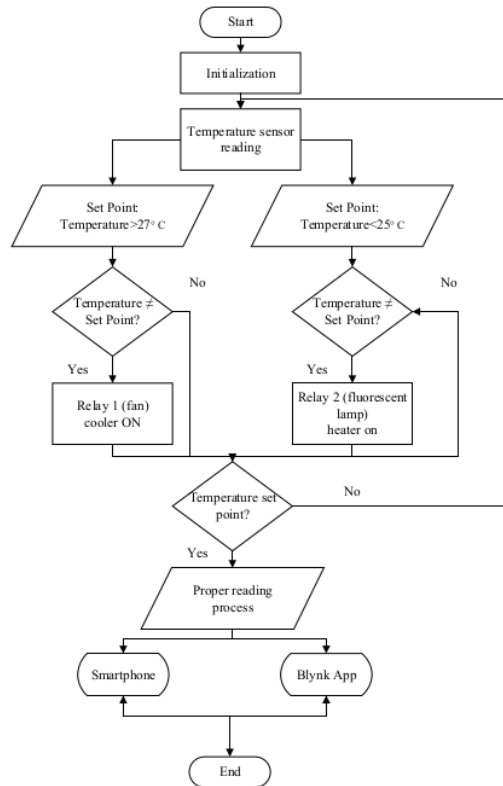


Fig. 3. Flow Chart of temperature monitoring system

B. Design and Implementation of Software

After assembling the hardware then the software used is ready to be combined with the hardware. Software described earlier in the software design then implemented on hardware, such as uploading source code in Arduino IDE and opening Blynk Application to display monitoring system in Figure 4.

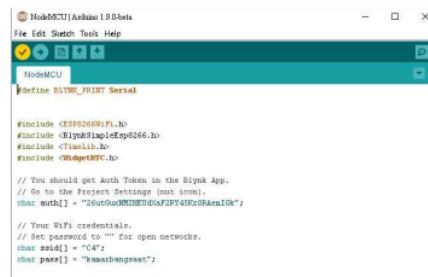


Fig. 4. Enter auth token and SSID

Following input Auth Token that has been sent 2rototy Blynk, then open the software Arduino IDE, then input the SSID and wifi password to be used. After finishing the setting then press the play button on the project, as shown in Figure 5.

TABLE I. RESULT OF MOTOR SERVO TESTING

Condition	Angle Degree	Information
Feeding ON	60°	Servo Open
Feeding OFF	0°	Servo Close
Feed Weight >=1,4 gram	100°	Servo Open
Feed has been given	10°	Servo Close

B. Temperature Monitoring System Testing

They tested the aquarium's water temperature monitoring system using the DS18B20 sensor shown in the Blynk application. To find out the accuracy of the temperature reading, and the value of the DS18B20 temperature sensor reading is compared to the reading value of the aquarium water temperature thermometer sensor. The data was taken at an aquarium containing 50 liters of fresh water (50 liters) and conducted ten tests during the day and night.

1) Relay and Temperature Sensor DS18B20 Testing

The test was conducted to find out how the relay responds when given voltage, then see if the fan, lamp, and DS18B20 Sensor can work well to adjust the predetermined temperature. DS18B20 relays and sensors are assembled as in Figure 11.



Fig. 11. Relay and temperature sensor DS18B20 testing

Relay testing is done by connecting the relay with Arduino Atmega 2560 according to the pin. In this study, relays are used to control fans, incandescent lamps, and DS18B20 sensors [8]. The relay control system used in this study can be seen in Table II.

TABLE II. CONTROL SYSTEM

Temperature (°C) 27°		Control System	
Initial Temperature	Final Temperature	Relay 1 Cooler (Fan)	Relay 2 Heater (fluorescent lamp)
30° C	27° C	ON	OFF
22° C	25° C	OFF	ON

The temperature setpoint value required for the koi fish appetite is 25-27°C—the best temperature for a long and heavy growth of koi fish at 27°C. So when the sensor reads the temperature of 22°C, then the heating device (lamp) will work until the temperature corresponds to the setpoint value (25°C). If the sensor reads a temperature of 30°C, then the cooling device (fan) will work until the sensor reading value corresponds to the setpoint value (27°C).

2) Testing of DS18B20 Sensor and Water Temperature Thermometer

Testing of the DS18B20 sensor and water temperature thermometer was conducted to compare or match the temperature and difference of the DS18B20 sensor and the water temperature thermometer. The results of the comparison test on the sensor can be seen in Table III.

TABLE III. DS18B20 TEMPERATURE SENSOR TESTING

Testing	Temperature measurement (°C)		Deviation (°C)
	Thermometer	Sensor DS18B20	
1	27,3	27,06	0,24
2	25,2	24,31	0,89
3	26,7	26,09	0,61
4	27,5	27,17	0,33
5	30,3	30,11	0,19
6	27,6	26,78	0,82
7	27,5	27,02	0,48
8	34,3	34,16	0,14
9	36,8	36,10	0,7
10	35,8	35,31	0,49
Average	29,9	29,41	0,48

Based on the data in Table III, the difference in readings of this temperature sensor is relatively small. If average, the difference is only about 0.48°C. This test proves that the temperature sensor works well. The output produced by the DS18B20 temperature sensor is a digital signal, binary numbers 0 and 1, indicating the value of a given temperature. The temperature value changes converted into binary numbers and converted back to decimal numbers received by the Arduino Atmega 2560 microcontroller. Proof of temperature measurement results is presented in Figure 15.

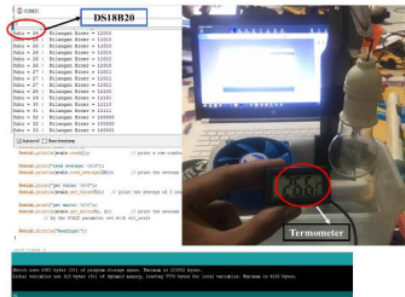


Fig. 12. Proof of measuring result

Testing on Figure 12 was conducted on 29-6-2019 at 15:24. As seen in Figure 12, the output of the DS18B20 temperature sensor shows a temperature of 26°C, and the water temperature thermometer gauge shows a temperature of 26.6°C. If average, the difference is 0.6 °C.

3) Temperature monitoring testing

In this test, the aquarium water temperature lowering and raising is done, aiming to know the temperature change and

know the time it takes to lower and raise the temperature. Testing was conducted daily using a prototype aquarium measuring 30x25x40 cm filled with 50 liters of fresh water on August 4, 2019. The test results are in Table IV.

TABLE IV. TESTING OF RISING AND DECREASING WATER TEMPERATURES DURING THE DAY

Testing (Hours)	Initial Temp (°C)	Final Temp (°C)	Duration (minutes)	Lamp	Fan
06:00	24,1	25	01:03	ON	OFF
07:04	24,3	25	01:00	ON	OFF
08:00	24,2	25	01:00	ON	OFF
09:01	26,8	26	00:05	OFF	OFF
10:01	25,1	26	00:14	ON	OFF
11:30	28,3	27	01:29	OFF	ON
12:05	28,4	27	01:10	OFF	ON
13:00	27,6	27	01:20	OFF	OFF
14:00	25,4	26	00:10	ON	OFF
15:30	24,2	25	01:40	ON	OFF

The second test is conducted at night time; the test to determine the temperature change at night temperature and know the time it takes to lower and raise the temperature. The test results can be seen in Table V.

TABLE V. TESTING OF RISING AND DECREASING WATER TEMPERATURES DURING THE NIGHT

Testing (Hours)	Initial Temp (°C)	Final Temp (°C)	Duration (minutes)	Lamp	Fan
18:00	26,8	26	00:03	OFF	OFF
19:09	26.2	27	00:15	ON	OFF
20:00	25.2	26	00:13	ON	OFF
21:30	24.2	25	01:29	ON	OFF
22:19	26.6	27	02:00	ON	OFF
23:10	24.4	25	01:10	ON	OFF
00:06	23.8	26	02:19	ON	OFF
01:20	21.1	25	02:14	ON	OFF
02:00	20.2	25	02:40	ON	OFF
03:30	22.1	25	02:11	ON	OFF

In the traditional koi fish cultivation process, there is less attention to temperature so that when extreme temperatures occur, the growth of koi fish is not good, because in principle koi fish require temperatures between 25° Celcius to 27° Celcius.

C. Feeding Testing

Feeding tests given to koi fish are conducted with 3 times testing based on time, namely at 07.00, 12.00, and 17.00. Koi fish feeding testing using the method of feeding calculation as follows.

1) Calculation of Feeding

The daily feed needs of koi fish seeds range from 1-5% of the biomass weight. So that the feeding process is evenly distributed and get an estimate of biomass weight, the calculation is obtained as follows:

Calculating the average weight of koi fish in this study, the authors took 5 fish used as samples. The 5 fishes were then weighed and weighed. The result of summing the weight of the fish is then divided by 5 to get the average weight of koi fish. The total weight of 5 koi fish weighed 50 grams. The average weight is $50 : 5 = 10$ grams. The average weight of the koi fish is then multiplied by the population of koi fish in the aquarium to obtain an estimate of the weight of biomass. The average weight of koi fish is 10 grams, and the population of koi fish in the aquarium 14 heads, the estimated weight of biomass is $10 \times 14 = 140$ grams. So in this study, the amount of koi fish feed given per day based on biomass weight is $1\% \times 140 \text{ grams} = 1.4 \text{ grams}$. This feed is given 3 times a day.

The following are the results of feeding tests in the form of notifications on the Blynk application when the feeding process has been completed at a predetermined time, which can be seen in Figures 13, 14, and 15.

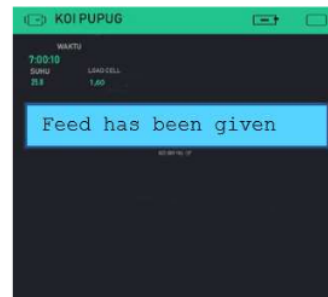


Fig. 13. Feeding At 07:00



Fig. 14. Feeding At 12:00



Fig. 15. Feeding At 17:00

Based on the predetermined setpoint, fish feeding time is given a day 3 days, namely at 07:00, 12:00, and 17:00. Fish feed weight is given as much as 1.4 grams weighed using the HX711 Load Cell module. The setpoint of 1.4 grams was obtained because the total number of fish was 14 and the average fish weight was 10 grams and the feed that had to be given was 1% of the fish's own weight.

V. CONCLUSION

Based on the analysis and testing results, it is concluded that Feeding automatically and in real-time is successfully done every 07:00, 12:00, and 17:00. The design of the temperature setting system was successfully carried out with a setting of 3 conditions, namely the temperature of $<25^{\circ}\text{C}$ lamp ON and Temperature $>27^{\circ}\text{C}$ Fan ON.

This study was conducted on a koi fish aquarium measuring 30x25x40 cm with DC fan size and 12 x 12 cm, 5 watt lamp, HX711 Load Cell Module, RTC DS3231 sensor, DS18B20 temperature sensor, ESP8266 WiFi module, and Arduino Atmega 2560 can function correctly.

This tool can function well with the average value of the measurement difference between the temperature sensor DS18B20 with water temperature thermometer of 0.48°C . Furthermore, the average time it takes to lower temperature per one $^{\circ}\text{C}$ during the day is 1 minute 3, and the average time it takes to raise the temperature during the day is 1 minute. The average time it takes to raise the temperature

per one $^{\circ}\text{C}$ at night is 2 minutes 1 second, while the average time required for a dropper at one $^{\circ}\text{C}$ at night is 20 seconds.

REFERENCES

- [1] Kusri, S. Cindelas, and A. B. Prasetyo, "PENGEMBANGAN BUDIDAYA IKAN HIAS KOI (Cyprinus carpio) LOKAL DI BALAI PENELITIAN DAN PENGEMBANGAN BUDIDAYA IKAN HIAS DEPOK," *Media Akuakultur*, vol. 10, no. 2, p. 71, 2015, doi: 10.15578/ma.10.2.2015.71-78.
- [2] P. Dwitarsi, Q. Hasani, and R. Diantari, "KAJIAN ISI LAMBUNG DAN PERTUMBUHAN IKAN LAIS (Cryptopterus lais) DI WILAYAH KIRI, TULANG BAWANG BARAT, LAMPUNG," *e-Jurnal Rekayasa dan Teknol. Budid. Perair.*, vol. 5, no. 2, pp. 611–620, 2017, doi: 10.23960/jrtbp.v5i2.1492p611-620.
- [3] B. Rahmat, T. A. Rachmanto, M. Waluyo, M. I. Afandi, H. Widyantara, and H. Harianto, "Designing intelligent fishcare system (ifs) as modern koi fish farming system," *Proc. - 2016 Int. Semin. Appl. Technol. Inf. Commun. ISEMANTIC 2016*, no. August 2018, pp. 142–146, 2017, doi: 10.1109/ISEMANTIC.2016.7873827.
- [4] A. Junaidi, "Internet Of Things, Sejarah, Teknologi Dan Penerapannya : Review," *J. Ilm. Teknol. Inf.*, vol. IV, no. 3, pp. 62–66, 2015.
- [5] R. Rudi, I. Dinata, and R. Kurniawan, "Rancang Bangun Prototype Sistem Smart Parking Berbasis Arduino Dan Pemantauan Melalui Smartphone," *J. ECOTIPE*, vol. 4, no. 1, p. 14–20, 2017, doi: 10.33019/ecotipe.v4i2.7.
- [6] A. Ardiwijoyo, J. P. Jamaluddin P, and A. M. Mappalotteng, "Rancang Bangun Alat Pemberi Pakan Ikan Dengan Sistem Otomatisasi Berbasis Arduino Uno R3 Dengan Sistem Kendali Sms," *J. Pendidik. Teknol. Pertan.*, vol. 1, p. 12, 2018, doi: 10.26858/jtp.v1i0.6228.
- [7] R. Oktafiadi, "SISTEM PEMANTAU KEKERUHAN AIR DAN PEMBERI MAKAN OTOMATIS PADA IKAN BERBASIS MIKROKONTROLER," *J. Ilmu Tek. Elektro Komput. dan Inform.*, vol. 2, no. 1, pp. 7–16, 2016.
- [8] J. Arifin, L. N. Zulita, and H. Hermawansyah, "Perancangan Murottal Otomatis Menggunakan Mikrokontroler Arduino Mega 2560," *J. Media Infotama*, vol. 12, no. 1, pp. 89–98, 2016, doi: 10.37676/jmi.v12i1.276.

Prototype Smart Fish Farm in Koi Fish Farming

ORIGINALITY REPORT

24%

SIMILARITY INDEX

%

INTERNET SOURCES

24%

PUBLICATIONS

%

STUDENT PAPERS

PRIMARY SOURCES

- 1** Adam Faroqi, A N Utama, M. A Ramdhani, Edi Mulyana. "Design Of a Cage Temperature Monitoring System and Microcontroller Base On Automatic Chicken Feeder", 2020 6th International Conference on Wireless and Telematics (ICWT), 2020 **4%**

Publication
 - 2** Yahia Alghorani, samuel pierre. "Improved S-AF and S-DF Relaying Schemes using Machine Learning based Power Allocation over Cascaded Rayleigh Fading Channels", Institute of Electrical and Electronics Engineers (IEEE), 2020 **2%**

Publication
 - 3** Dzulfikri Hanafi, Rina Mardiaty, Toni Prabowo, Cecep Hidayat. "Growth Monitoring System and Automatic Watering for Chili Plants Based on Internet of Things", 2021 7th International Conference on Wireless and Telematics (ICWT), 2021 **2%**

Publication
-

4

Dandi Hanafi Anwar, Muamar Wildan, Rohanda, Yadi Mardiansyah, Lia Kamelia, Eki Ahmad Zaki Hamidi. "Design and Implementation of Wereng Pest Based on Internet of Things", 2021 IEEE 7th International Conference on Smart Instrumentation, Measurement and Applications (ICSIMA), 2021

Publication

2%

5

Adelia Dwi Cahya, Mufid Ridlo Effendi, Adam Faroqi, Abdul Wasik. "Monitoring and Controlling System of Koki Goldfish Aquarium Water Temperature Using Telegram Application", 2022 8th International Conference on Wireless and Telematics (ICWT), 2022

Publication

2%

6

Yuni Widiastiwi, Chani Abdi Satria. "The Effectiveness of Utilizing IoT-Based Smart Trash", 2020 International Conference on Informatics, Multimedia, Cyber and Information System (ICIMCIS), 2020

Publication

2%

7

E A Z Hamidi, E Mulyana, M Wildan, R Miftahussalim, M R Effendi. "Design and implementation of thesis exam assessment at Science and Technology Faculty UIN Sunan Gunung Djati Bandung", IOP Conference

1%

Series: Materials Science and Engineering,
2021

Publication

8

Nisa Hanum Harani, Anggi Sholihatus Sadiyah, Anny Nurbasari. "Smart Fish Feeder Using Arduino Uno With Fuzzy Logic Controller", 2019 5th International Conference on Computing Engineering and Design (ICCED), 2019

Publication

1 %

9

Wulandari, Nyayu Latifah Husni, Evelina, Iskandar Lutfi, M. Nawawi, Ade Silvia, Dewi Permata Sari, Adella Rialita. "Safety Communicational System using Shifting Cryptography in Smart Parking", 2018 International Conference on Electrical Engineering and Computer Science (ICECOS), 2018

Publication

1 %

10

Yusuf Maulana, Riski Darmawan, Lia Kamelia, Edi Mulyana, Mufid Ridlo Effendi, Muhammad Ibnu Pamungkas. "The Development of The Home Electrical Power Consumption System Prototype in Real-Time", 2021 7th International Conference on Wireless and Telematics (ICWT), 2021

Publication

1 %

11

Basuki Rahmat, Minto Waluyo, Tuhu Agung Rachmanto, Mohamad Irwan Afandi, Helmy Widyantara, Harianto. "Video-based Tancho Koi Fish Tracking System Using CSK, DFT, and LOT", Journal of Physics: Conference Series, 2020

Publication

1 %

12

Christian Koehler, Nikola Banovic, Ian Oakley, Jennifer Mankoff, Anind K. Dey. "Indoor-ALPS", Proceedings of the 2014 ACM International Joint Conference on Pervasive and Ubiquitous Computing, 2014

Publication

1 %

13

Ali Rizal, Gamma Aditya, Haidzar Nurdiansyah. "Fish Feeder for Aquaculture with Fish Feed Remaining and Feed Out Monitoring System Based on IoT", Procedia of Engineering and Life Science, 2021

Publication

1 %

14

Ilham Zulfahmi, Rindhira Humairani, Yusrizal Akmal. Jurnal Agroqua: Media Informasi Agronomi dan Budidaya Perairan, 2018

Publication

1 %

15

Ichsan Purnama, Sri Poernomo Sari, Heru Kuncoro. "COMPARATIVE STUDY OF WASTE MOISTURE CONTENT DRYING METHOD BETWEEN HOT AIR BLOWING METHOD AND BOILING METHOD IN A HEATED ROOM",

<1 %

16

L. Barelli, G. Bidini, D. Pelosi, D.A. Ciupageanu, E. Cardelli, S. Castellini, G. Lăzăroiu.

"Comparative analysis of AC and DC bus configurations for flywheel-battery HESS integration in residential micro-grids", Energy, 2020

Publication

17

Amin Suharjono, Roni Apriantoro, Muhammad Mukhlisin, Ariaji Prichi Gamayuda, Annissa Mahardika. "Performance evaluation of the sensors accuration on river monitoring system based-on heterogeneous wireless sensor network", AIP Publishing, 2020

Publication

18

F. S. Arifudin, S. W. R. Hilia, W. Wardhana, A. Dwiranti. "Study of koi fish (Cyprinus carpio Linn.) chromosome using chromosome image analyzing system", AIP Publishing, 2020

Publication

19

"Table of Content", 2021 7th International Conference on Wireless and Telematics (ICWT), 2021

Publication

20

Bima Setya Kusumaraga, Syamsudduha Syahrerini, Dwi Hadidjaja, Izza Anshory.

<1 %

<1 %

<1 %

<1 %

<1 %

"Aquarium Water Quality Monitoring Based On Internet Of Things", Procedia of Engineering and Life Science, 2021

Publication

21

Eki Ahmad Zaki Hamidi, Edi Mulyana, Nani Nuranisah Djamal, Fanny Zahrah Ramadhan Widodo, Arisa Kustianti, Muamar Wildan. "Design and Implementation of Smart Class System Based on LoRa at Faculty of Science and Technology UIN Sunan Gunung Djati Bandung", 2022 8th International Conference on Wireless and Telematics (ICWT), 2022

Publication

<1 %

22

Pajar Abdul Malik Hambali, Syamsuddin, Mufid Ridlo Effendi, Eki Ahmad Zaki Hamidi. "Prototype Design of Monitoring System Base Tranceiver Station (BTS) Base on Internet of Things", 2020 6th International Conference on Wireless and Telematics (ICWT), 2020

Publication

<1 %

23

Rina Yuhasari, Rina Mardiaty, Nanang Ismail, Setia Gumilar. "Fuzzy Logic-Based Electrical Conductivity Control System in Aquaponic Cultivation", 2021 7th International Conference on Wireless and Telematics (ICWT), 2021

Publication

<1 %

24

Anton Yudhana, Imam Riadi, Faizin Ridho.
"DDoS Classification Using Neural Network
and Naïve Bayes Methods for Network
Forensics", International Journal of Advanced
Computer Science and Applications, 2018

Publication

<1 %

25

Doni Pradana Wira Ambara Arifin, Rina
Mardiati, Mufid Ridlo Effendi, Nike Sartika.
"Boarding House Water Usage Monitoring
System Using Inetrnet of Things-Based
Application", 2022 16th International
Conference on Telecommunication Systems,
Services, and Applications (TSSA), 2022

Publication

<1 %

Exclude quotes Off

Exclude matches Off

Exclude bibliography Off